

User Guide for RTRMS Application

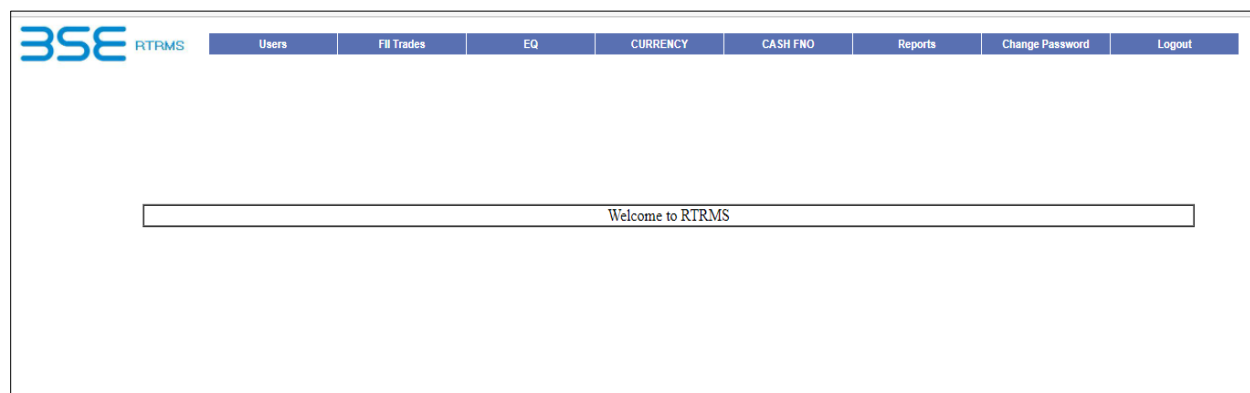
RTRMS application is available for Members for monitoring of margin utilization at Clearing Member, Trading Member and Client level. RTRMS application also provides client wise position and Margin details for all segments on real time basis.

1. Members can access the RTRMS application by using valid credentials in following URL.

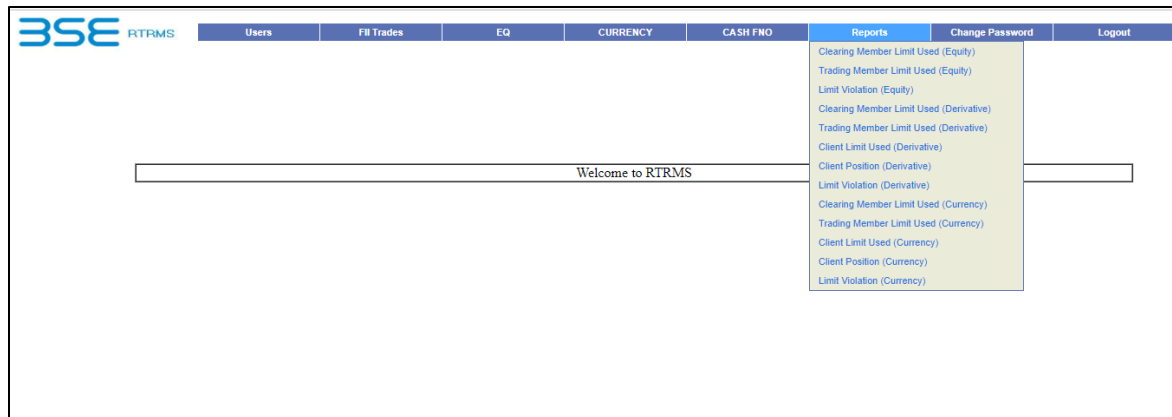
<https://ismr.connect2nsccl.com/stocks/jsp/rms/>



2. After login to RTRMS application, following Menu will be reflected on the screen:



3. Following reports are available under “Report” Menu.



Details of the Reports available in RTRMS are as follows:

Please note that, the report structure of the Clearing Member limit Used, Trading Member Limit Used, Client Limit used and Limit violation report is same for all the segments.

i. Clearing Member Limit Used

This report is available under **Report** tab. Collateral allocated for Clearing Member is reflecting under “Actual collateral” column. Non-cash equivalent component in excess of the total cash/ cash equivalent component is not considered under “Final collateral” column. Limit utilization computed based on margin figures reflected under “Actual margin” column with collateral reflected under “Total Collateral” column. The said limit utilization is considered for RRM alerts.

The hyperlink reflected on the CMID will route to TM Limit used report.

Headers	
CM Id	
Actual Collateral	Cash
	Non- Cash
	Blocked Cash Component
Final Collateral	Cash
	Non- Cash
	Total collateral
	Balance Cash Collateral
	Balance Non-cash Collateral
Limit Utilisation	
Actual Margin	
Client Short Margin	
Margin to be blocked	
Available Cash Collateral	

Headers	
Final Margin	Total
	Blocked from Cash Collateral
	Blocked from Non-cash Collateral
	Unblocked Margin
Security Deposit	

BSE

RTRMS

Users

Fill Trades

EQ

CURRENCY

CASH FNO

Reports

Change Password

Logout

Clearing Member Limit Used (Equity)

CM Id

View

Excel

☐ AutoRefresh

CM Id	Actual Collateral			Final Collateral				Limit Utilisation	Actual Margin	Client Short Margin	Margin to be blocked	Available Cash Collateral	Final Margin			Additional Blockage Amount
	Cash	Non-Cash	Blocked Cash Component	Cash	Non-Cash	Total	Balance Cash Collateral						Balance Non-cash Collateral	Total	Blocked from Cash Collateral	
5991	0.00	0.00	0.00	0.00	0.00	0.00	0.00	0.00	0.00	0.00	0.00	0.00	0.00	0.00	0.00	0.00

ii. Trading Member Limit Used


This report is available under **Report** tab. Collateral allocated for Trading Member is reflecting under “Actual collateral” column. Limit utilization computed based on margin figures reflected under “Actual margin” column with collateral reflected under “Total Collateral” column. The said limit utilization is considered for TM level RRM alerts (where CM is not equal to TM).

“Client Margin” reflected under this report is proprietary level margin.

Click on the hyperlink reflected on Position for position details and click on Margin hyperlink for margin and collateral details of the clients. The same details are reflected under Client Position and Client limit used reports.

Header	
Member Id	
Client Id	
Actual Collateral	Cash
	Non- Cash
	Blocked Cash Component
Final Collateral	Cash
	Non- Cash
	Total Collateral

Header	
	Balance Cash Collateral
	Balance Non-cash Collateral
Limit Utilisation	
Client Margin	
Actual Margin	
Required Margin	
Client Short Margin	
Margin to be blocked	
Carry Forward Cash	
Available Cash Collateral	
Final Margin	Total
	Blocked from Cash Collateral
	Blocked from Non-cash Collateral

		Users		Fill Trades		EQ		CURRENCY		CASH FNO		Reports		Change Password		Logout	
CM Id		5991		Refresh Excel <input type="checkbox"/> AutoRefresh													
Actual Collateral			Final Collateral					Limit Utilisation	Actual Margin	Client Short Margin	Margin to be blocked	Available Cash Collateral	Final Margin				Additional Blockage Amount
Cash	Non-Cash	Blocked Cash Component	Cash	Non-Cash	Total	Balance Cash Collateral	Balance Non-cash Collateral					Total	Blocked from Cash Collateral	Blocked from Non-cash Collateral	Unblocked Margin		
0.00	0.00	0.00	0.00	0.00	0.00	0.00	0.00	0.00	0.00	0.00	0.00	0.00	0.00	0.00	0.00	0.00	


Trading Member Limit Used (Equity) Refresh Excel <input type="checkbox"/> AutoRefresh																		
Member Id	Client Id	Actual Collateral			Final Collateral			Limit Utilisation	Client Margin	Actual Margin	Required Margin	Client Short Margin	Margin to be blocked	Carry Forward Cash	Available Cash Collateral	Final Margin		
		Cash	Non-Cash	Blocked Cash Component	Cash	Non-Cash	Total	Balance Cash Collateral	Balance Non-cash Collateral							Total	Blocked from Cash Collateral	Blocked from Non-cash Collateral
5990 Position / Margin	OWN	0.00	0.00	0.00	0.00	0.00	0.00	0.00	0.00	0.00	0.00	0.00	0.00	0.00	0.00	0.00	0.00	0.00
5991 Position / Margin	OWN	0.00	0.00	0.00	0.00	0.00	0.00	0.00	0.00	0.00	0.00	0.00	0.00	0.00	0.00	0.00	0.00	0.00

iii. Client Limit Used

This report is available under **Report** tab. Collateral allocated for Client is reflecting under “Final collateral” column. Limit utilization computed based on margin figures reflected under “Client margin” column with collateral reflected under “Total Collateral” column. The said limit utilization is considered for blocking the margin at Client level as per SEBI guidelines.

Header	
CM Id	
Member Id	
Client Id	
Final Collateral	Cash
	Non- Cash
	Total collateral
	Balance Cash Collateral

Header	
	Balance Non-cash Collateral
Limit Utilisation	
Client Margin	
Required Margin	
Margin to be blocked	
Carry Forward Cash	
Final Margin	Total
	Blocked from Cash Collateral
	Blocked from Non-cash Collateral

		Users	Fill Trades	EQ	CURRENCY	CASH FNO	Reports	Change Password	Logout		
Client Limit Used (Equity)											
Member Id		5990		Client Id		<div>View</div> <div>Excel</div>		<div>Margin BreakUp</div>			
CM Id	Member Id	Client Id	Final Collateral		Limit Utilisation	Client Margin	Required Margin	Margin to be blocked	Carry Forward Cash	Final Margin	
			Cash	Non-Cash	Total	Balance Cash Collateral	Balance Non-cash Collateral		Total	Blocked from Cash Collateral	Blocked from Non-cash Collateral
No records found for this search.											

iv. Client Margin BreakUp/ TM Margin BreakUp:

The various type of margins imposed in respective segment are reflecting under aforesaid reports. Client wise margins are reflected under Client Margin break up and Proprietary level margins reflected under TM margin Break up. Report format is same for Client and TM level.

Option for TM Margin BreakUp is available under Trading Member Limit Used Report.

Trading Member Limit Used (Equity)														
Member Id				View		Excel		<input type="checkbox"/> AutoRefresh		Margin BreakUp				
CM Id	Member Id	Client Id	Actual Collateral		Final Collateral		Limit Utilisation	Client Margin	Actual Margin	Required Margin	Client Short Margin	Margin to be blocked	Carry Forward Cash	Available Cash Collateral
			Cash	Non-Cash	Blocked Cash Component	Cash	Non-Cash	Total	Balance Cash Collateral	Balance Non-cash Collateral				
										Total	Blocked from Cash Collateral	Blocked from Non-cash Collateral		

Option for Client Margin BreakUp is available under Client Limit Used Report

Client Limit Used (Equity)														
Member Id				View		Excel		<input type="checkbox"/> AutoRefresh		Margin BreakUp				
CM Id	Member Id	Client Id	Final Collateral		Limit Utilisation	Client Margin	Required Margin	Margin to be blocked	Carry Forward Cash	Final Margin				
			Cash	Non-Cash	Total	Balance Cash Collateral	Balance Non-cash Collateral			Total	Blocked from Cash Collateral	Blocked from Non-cash Collateral		

Segment wise margin report formats are as follows:

Client Margin BreakUp (Derivative) and TM Margin BreakUp (Derivative)

Headers
CM Id
Member Id
Client Id
Span Margin
Exposure Margin
Current Exposure Margin
Cross Margin
Pre-Expiry Margin
M2M
Delivery Margin
Total Margin

Client Margin BreakUp (Currency) and TM Margin BreakUp (Currency)

Headers
CM Id
Member Id
Client Id
Span Margin
Exposure Margin
Current Exposure Margin
M2M
Settlement Margin
Intraday Blocking
Total Margin

Client Margin BreakUp (Equity) and TM Margin BreakUp (Equity)

Headers
CM Id
Member Id
Client Id
Trade Var
SD Var
EPF Var
Crystallised Loss
Cross Margin
M2M
Total Margin

v. Client Position:

Equity Cash Segment:

This report is available under **Report** Tab. Settlement Number wise positions along with value are reflecting under this report. Early pay-in of Securities and fund will be reflecting under Epn Qty and Epf value columns respectively.

Headers
Sett No
CM Id
Member Id
Client Id
Scrip Code
Scrip Name
Buy Qty
Buy Value
Sell Qty
Sell Value
Net Qty
Net Value
Wt Avg Price
Epn Qty
Epf Value

Derivative Segment:

This report is available under **Report** Tab. Client and contract wise positions are reflecting under this report. Previous day's carry forward positions are reflecting under C/F Qty and C/F value columns. Positions created during the day will be reflecting under Intraday columns.

Client Position (Derivative)

Headers
CM Id
Member Id
Client Id
Series Id
Series Code
Scrip Id
Product Type
C/F Qty
C/F Value
Intraday Buy Qty
Intraday Buy Value

Headers
Intraday Sell Qty
Intraday Sell Value
Net Qty
Net Value

Client Position (Currency)

Headers
CM Id
Member Id
Client Id
Series Id
Series Code
Product Type
C/F Qty
C/F Value
Intraday Buy Qty
Intraday Buy Value
Intraday Sell Qty
Intraday Sell Value
Net Qty
Net Value

vi. Limit Violation

This report is available under **Report** Tab for respective segment. The Member will get an alerts of margin utilization percentage along with margin and available collateral.

Headers
Sr.No
Member ID
Member Name
Violation Type
Limit Used(%)
Available Deposit
Used Deposit
Date & Time

Manual give-up and Auto take-up trade for assigning CP Code screen for EDX segment

This report is available under **CASH FNO** Tab for respective segment.

BSE RTRMS Users FII Trades EQ CURRENCY CASH FNO Reports Change Password Logout

Assign CP Code (Derivative)

CM Id
Client Id

Member Id
Order No

B/S
Trade No

ALL

Scrip Id
Conf Status

ALL

CP Code
CP Code Assigned

NO

View

Excel

Download to Assign

Upload

ViewAutoConfirmTakeup

Sr No	Assign CPCode	Exchange	Product Type	B/S	Member Id	Scrip Id	Scrip Name	CP Code	CP Code Time	CM ID	Client Id	Order No	Trade No	Trade Time	Expiry Date	Qty	Rate	Conf Time	Status
-------	---------------	----------	--------------	-----	-----------	----------	------------	---------	--------------	-------	-----------	----------	----------	------------	-------------	-----	------	-----------	--------

BSE RTRMS Users FII Trades EQ CURRENCY CASH FNO Reports Change Password Logout

FII Trades Summary (Derivative)

View

ViewAutoConfirmTakeup

Sr No	Member Id	CM Id	CP Code	No of Trades	CP Code Assigned	FII Trade Confirmation	Failed	Confirmed	Rejected										
					Yes	No	Request Sent	Pending	Accept Request Sent	Reject Request Sent									

Manual give-up and Auto take-up trade for assigning CP Code screen for EDX segment

This report is available under **CURRENCY** Tab for respective segment.

BSE RTRMS Users FII Trades EQ CURRENCY CASH FNO Reports Change Password Logout

Assign CP Code (Currency)

CM Id
Client Id

Member Id
Order No

B/S
Trade No

ALL

Scrip Id
Conf Status

ALL

CP Code
CP Code Assigned

NO

View

Excel

Download to Assign

Upload

Upload

ViewAutoConfirmTakeup

Sr No	Assign CPCode	Exchange	Product Type	B/S	Member Id	Scrip Id	Scrip Name	CP Code	CP Code Time	CM ID	Client Id	Order No	Trade No	Trade Time	Expiry Date	Qty	Rate	Conf Time	Status
-------	---------------	----------	--------------	-----	-----------	----------	------------	---------	--------------	-------	-----------	----------	----------	------------	-------------	-----	------	-----------	--------

BSE RTRMS Users FII Trades EQ CURRENCY CASH FNO Reports Change Password Logout

FII Trade Confirmation (Currency)

CM Id
Batch Id

Member Id
Client Id

B/S
Order No

ALL

Scrip Id
Trade No

CP Code
Conf Status

Pending

View

Excel

Download to Confirm

Upload

Upload

ViewAutoConfirmTakeup

Sr No	Trade Confirm	Exchange	Product Type	B/S	Member Id	Scrip Id	Scrip Name	CP Code	CM ID	Client Id	Order No	Trade No	Trade Time	Expiry Date	Qty	Rate	Conf Time	Conf Status
-------	---------------	----------	--------------	-----	-----------	----------	------------	---------	-------	-----------	----------	----------	------------	-------------	-----	------	-----------	-------------